


Flow Rate up to 30 GPM

Stainless Steel Cabinet

Up to 1000 sq. ft. of Coalescing Surface Area

Optimum Ozone Treatment



▲ The genius of the system is the “Maze” in the oil-water separator. Up to 1000 sq.ft. of oleophilic, or oil-loving, **Inclined Coalescing Plates** are meshed together forcing the waste stream to slowly change course hundreds of times. This consistent shifting of the flow path causes oil droplets to group and float while solids sink. The plates, made of polypropylene, are held together by adjustable straps. The straps can be used to lift the pack out of the stainless steel tank, then loosened so the plates can be easily separated and cleaned with a pressure washer.

■ After being agitated by the injection of ozone, the wastewater is calmed in the **Ozone Treatment Chamber** for maximum ozone dwell time. The water then slowly passes through vertical coalescing plates for preliminary removal of oil and dirt.

■ The water-tight **Electrical Box** houses the on-off switch and provides an electrical outlet for the sump pump used in the sump pit.

■ Housed in a non-corrosive case, the **Sheen Filter Pack** consists of hundreds of oleophilic fibers that trap very small oil particles before they can escape the separator. The sheen filter pack is reusable and has been designed for easy removal and cleaning (model Alpha-3100 only).

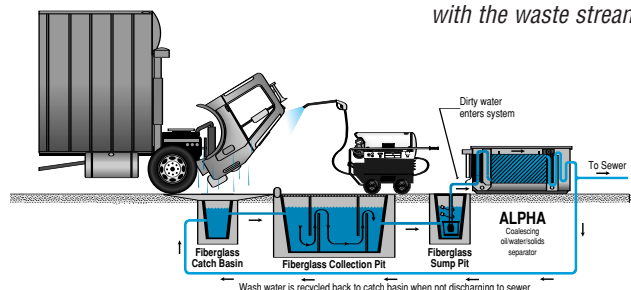


■ The **Oil Surface Skimmer** constantly removes the floating surface oil and deposits it into a decanter where the oil is trapped and the water is automatically returned to the Alpha unit. A valve is periodically opened by the operator to remove the captured oil for disposal or recycling.

■ **Flow-controlled Ozone Generator** injects bacteria- and odor-killing ozone using a mixing procedure that ensures up to 99% contact with the waste stream.



■ **Stainless steel Flow Baffles** create an up-and-down flow path that changes direction seven times for maximum effectiveness in oil-water separation.



The Alpha can work in conjunction with below-ground catch basins and collection pits or as a stand-alone oil-water separator.

ALPHA

High-Efficiency, Industrial, Above-Ground Oil-Water Separator

Flow Rate up to 30 GPM | Stainless Steel Cabinet | Up to 1000 sq. ft. of Coalescing Surface Area | Ozone Treatment

WHY THE ALPHA IS THE PREFERRED OIL-WATER SEPARATOR

Since 1989, the Alpha has been a highly effective above-ground oil-water separator, working in conjunction with catch basins and collection pits, to treat and discharge wash water to the sanitary sewer.

The genius of the Alpha is the proprietary “maze” design of the oleophilic—oil-loving—coalescing plates, which are meshed together and inclined at just the right angle to produce optimum oil-water separation.

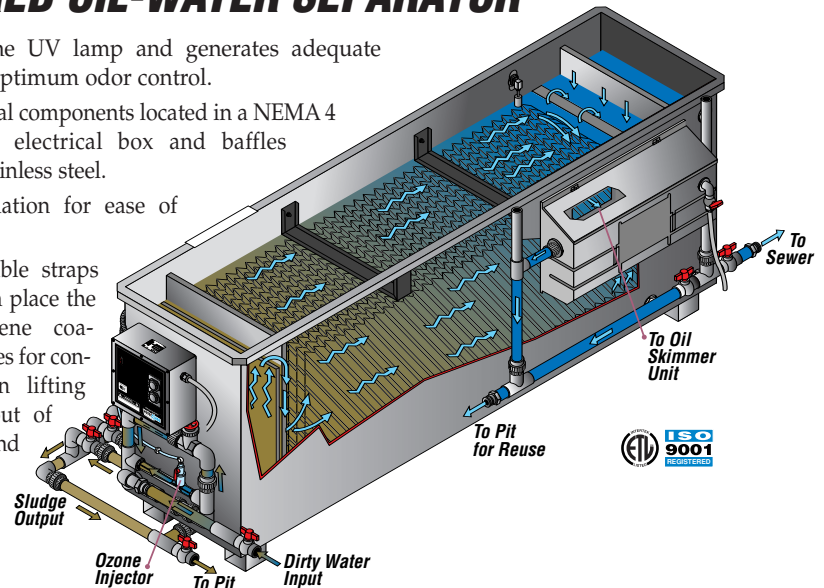
There are two models of the Alpha to accommodate flow rates of up to 15 and 30 GPM. Both can be used in conjunction with other systems or serve as a stand-alone oil-water separator.

Among the Alpha’s most popular features are:

- A rust-resistant tank, made of 12 gauge stainless steel.
- An industrial-duty Series 101 ozone generator

features one UV lamp and generates adequate ozone for optimum odor control.

- Electrical components located in a NEMA 4 water-tight electrical box and baffles made of stainless steel.
- Automation for ease of operation.
- Adjustable straps that hold in place the polypropylene coalescing plates for convenience in lifting the pack out of the tank and cleaning them with a pressure washer.



ALPHA Specifications

MODEL	ALPHA-1500D	ALPHA-3100D
Maximum Flow Rate	Up to 15 GPM	Up to 30 GPM
Oil-Water Separator Tank Capacity	125 gal.	250 gal.
Electrical: Volts, Phase, Amps	120V 1ph, 12 amps	120V 1ph, 12 amps
Sump Pump	1/2 HP, Submersible, Stainless Steel	1/2 HP, Submersible, Stainless Steel
Oil Skimmer	Decanting Tank	Decanting Tank
Ozone Generator	Series 101, 1 UV Lamp	Series 101, 1 UV Lamp
Coalescing Surface Area	500 sq.ft.	1000 sq.ft.
Tank Construction	Stainless Steel, 12 gauge	Stainless Steel, 12 gauge
Dimensions	80"L x 36"W x 31"H	83"L x 48"W x 32"H
Ship Weight	545 lbs.	760 lbs.

Distributed by:

OPTIONS INCLUDE: Automated switching between recycle and discharge modes during operation or as needed; advanced digital ORP/pH controller with dual systolic pumps for optimum wastewater management.

See your Water Maze Dealer for part numbers and pricing.

waterMaze
WATER TREATMENT SYSTEMS

PN #97-0342 Effective 10/04 800-535-0941 Fax: 800-535-9164 info@wmaze.com
Specifications and product descriptions subject to change without notice. © 2004