

Flow Rate up to 30 GPM

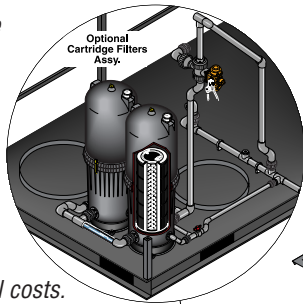
Self-Contained

Unique Oil-Attracting Coalescing Cones

Ozone Treatment

ETL Safety Certified

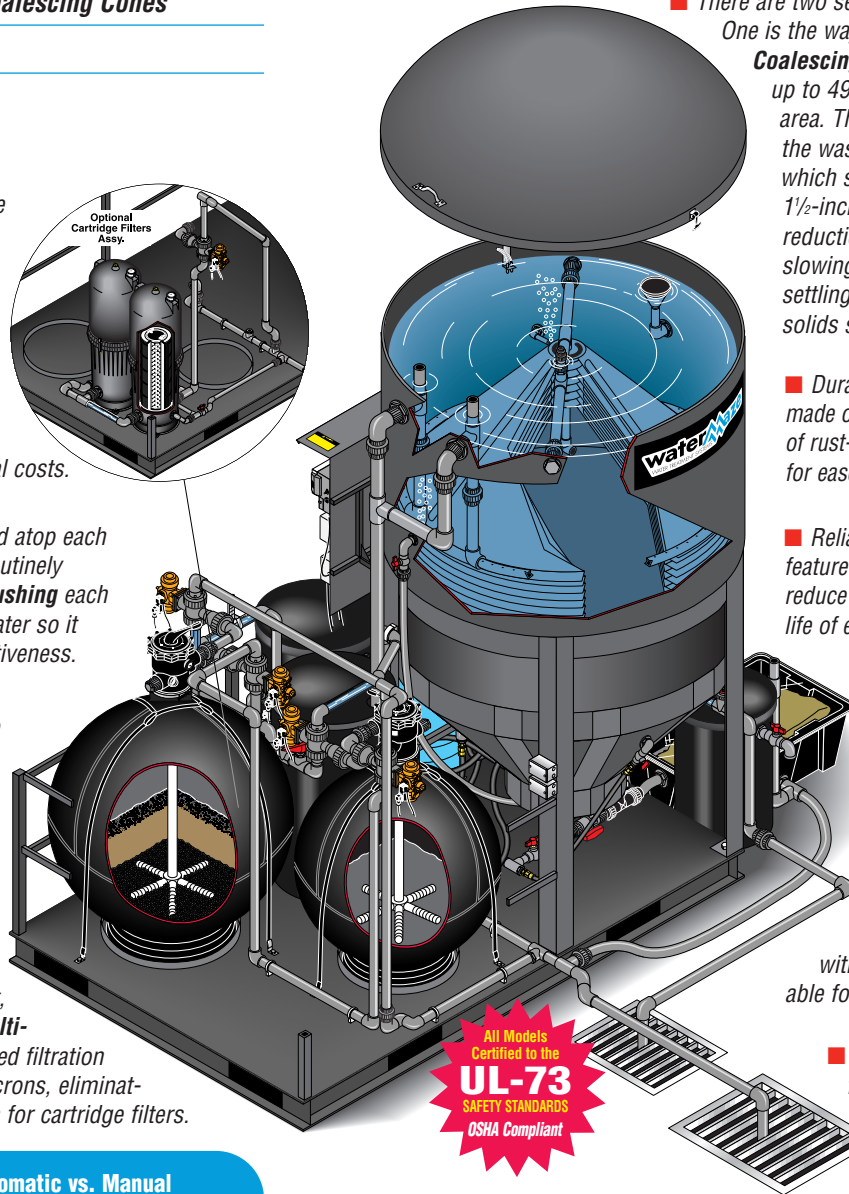
■ **Cartridge Filters**, which are standard in manual systems, provide up to 490 sq. ft. of filtering area and remove suspended solids as small as 5 to 20 microns. The filter housing is extremely easy to access so elements can be removed, cleaned and reused for minimal operational costs.



■ **Reliable air valves**, mounted atop each filter in automatic systems, routinely reverse the water flow **Backflushing** each filter with a high volume of water so it always operates at peak effectiveness.

■ A **Carbasorb Filter** uses up to 320 lbs. of degassed, virgin activated carbon for removal of low levels of pesticides, solvents, benzene, diesel fuel, acetone, and other hydrocarbons.

■ Nearly 1,000 lbs of a unique blend of gravel, garnet, sand and anthracite in the **Multi-Media Filter** provides advanced filtration of suspended solids to 30 microns, eliminating the need in some systems for cartridge filters.



All Models Certified to the **UL-73** SAFETY STANDARDS OSHA Compliant

■ There are two secrets to the CLP's effectiveness. One is the way 10 cone-shaped, oleophilic **Coalescing Plates** are stacked, providing up to 490 sq. ft. of oil-attracting surface area. The cone-shaped design forces the wastewater to the edges of the tank, which simulates water flowing from a 1½-inch pipe into a 4-ft. pipe. The reduction in velocity is dramatic! This slowing of the water flow enhances the settling and removal of suspended solids such as dirt.

■ Durable **Chemical-Resistant Tank** is made of polyethylene and provides years of rust-free operation. It is cone-shaped for ease in disposing of sludge.

■ **Reliable Filter and Transfer Pumps** feature self-flushing seals, which reduce seal abrasion thus extending the life of each seal by as much as 50%.

■ The **Oil Skimmer** removes and separates floating oil and sends captured wastewater back to the collection pit.

■ Durable **Steel Frame and Railing** is protected by an epoxy powder coat finish with a stainless steel option available for extra harsh conditions.

■ A ball valve allows solids to flow into a container for mess-free **Sludge Disposal**. The wastewater drains back to the catch basin.

### SYSTEM COMPARISON: Automatic vs. Manual

Feature	Automatic	Manual
Cartridge Filters (■ = Optional)	■	■
AMC Daily Maintenance Control	■	
Automatic Backwashing of Filters	■	
Automatic Purging of Tank Solids	■	
Automatic Tank Water Recirculation	■	
Two Sizes of Garnet in Multi-Media	■	

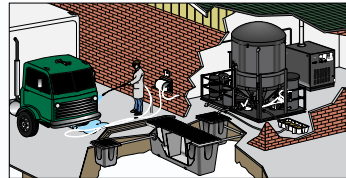
■ An automatic **Air-Actuated Valve** purges sludge from the cone-bottom tank at a rate of more than a gallon per second. This heavy-duty, non-plugging air valve routinely activates dumping the solids from the tank into a flat container where the water drains back into the sump and leaves the sludge to dry.

■ **Exclusive Automatic Maintenance Controller (AMC)** is at the heart of the automation using either digital- or analog-controlled timers (depending on the model) to direct and coordinate the backwashing of filters and purging of solids from the cone-bottom tank.

# CLP

## Automatic and Manual Wash Water Treatment Systems for Recycling or Sewer Discharge

Flow Rate up to 30 GPM | Self-Contained | Unique Oil-Attracting Coalescing Cones | Ozone Treatment | ETL Certified



CLP serves as the heart of a closed-loop wash-water recycling system



### REVOLUTIONARY CLP DESIGN

The CLP is the most advanced and efficient, self-contained wash-water recycling system in its price range on the market.

The revolutionary CLP includes two models that are fully automated. The CLP's exclusive Automatic Maintenance Control system uses a digital sequencer to automatically backwash filters, dispense sludge and monitor and adjust pH and oxidizer levels resulting in cleaner water, reduced odor problems, lower maintenance costs and a smoother operation, to say nothing of the happier, more productive workers.

Three manually operated systems offer an economical alternative with flow rates of up to 30 GPM.

All CLP models are easy to install because they are pre-plumbed and self-contained on an all-steel platform protected by an epoxy powder coat finish.

#### CLP Automated Specifications

MODEL	CLP-7034A,B,C	CLP5024A,B,C
Maximum Flow Rate	1 - 30 gpm	1 - 10 gpm
Oil/Water Separator	600 gal.	300 gal.
Electrical Configuration:		
A	230V 1ph 30a	230V 1ph 18a
B	230V 3ph 15a	230V 3ph 12a
C	460V 3ph 9a	460V 3ph 8a
Compressed Air	3 cfm @ 60-100 psi	3 cfm @ 60-100 psi
Sump Pump	1 1/2 hp	1/3 hp
Transfer Pump	2 hp	1/2 hp
Filter Pump	2 hp	3/4 hp
Media Filter	950 lbs.	275 lbs.
Carbon Filter	320 lbs.	200 lbs.
Ozone Generator	Series 400	Series 200
Cartridge Filter	500 sq. ft. Optional	250 sq. ft. Optional
Coalescing Pack	490 sq.ft.	188 sq.ft.
Holding Tanks	65 gal.	40 gal.
Dimensions (L x W x H)	108" x 72" x 110"	96" x 61" x 94"
Net Dry Weight (approx)	2,950 lbs.	1,850 lbs.

#### CLP Manual Specifications

MODEL	CLP-7033A,B,C	CLP-7023A,B,C	CLP-5023A,B,C
Maximum Flow Rate	1 - 30 gpm	1 - 15 gpm	1 - 10 gpm
Oil/Water Separator	600 gal.	600 gal.	300 gal.
Electrical Configuration:			
A	230V 1ph 30a	230V 1ph 20a	230V 1ph 18a
B	230V 3ph 15a	230V 3ph 12a	230V 3ph 12a
C	460V 3ph 9a	460V 3ph 8a	460V 3ph 8a
Compressed Air	N/A	N/A	N/A
Sump Pump	1/2 hp	1/2 hp	1/3 hp
Transfer Pump	2 hp	3/4 hp	1/2 hp
Filter Pump	2 hp	1/2 hp	3/4 hp
Media Filter	800 lbs.	330 lbs.	275 lbs.
Carbon Filter	320 lbs.	240 lbs.	200 lbs.
Ozone Generator	Series 400	Series 400	Series 200
Cartridge Filter	500 sq. ft.	500 sq. ft.	250 sq. ft.
Coalescing Pack	490 sq.ft.	490 sq.ft.	188 sq.ft.
Holding Tanks	65 gal.	65 gal.	40 gal.
Dimensions (L x W x H)	108" x 72" x 110"	96" x 72" x 110"	96" x 61" x 94"
Net Dry Weight (approx)	2,950 lbs.	2,371 lbs.	1,850 lbs.

Distributed by:

**AVAILABLE OPTIONS:** ORP/pH advanced digital controller (2 pumps factory upgrade), fiberglass collection pit and in-ground oil/water separator, corrosion-resistant stainless steel platform, corona discharge ozone generator, carbon filter aeration kit, microbially enhanced pit management system, automated total dissolved solids (TDS) and total suspended solids (TSS) control.



PN #96-0349 Effective 8/04 800-535-0941 Fax: 800-535-9164 info@wmaze.com  
Specifications and product descriptions subject to change without notice. © 2004